



20' Dry Container

Dimensions*	Length	Width	Height
External	6096 mm	2362 mm	2590 mm
Internal	5944 mm	2337 mm	2388 mm
Door Openings		2337 mm	2286 mm
Weights*			Capacity*
Max. Gross	Tare	Max. Payload	
24000 kg	2080 kg	21920 kg	
			33.9 cub.m



40' Dry Container

Dimensions*	Length	Width	Height
External	12192 mm	2438 mm	2591 mm
Internal	12014 mm	2286 mm	2388 mm
Door Openings		2337 mm	2286 mm
Weights*			Capacity*
Max. Gross	Tare	Max. Payload	
30480 kg	3900 kg	26580 kg	
			67.7 cub.m



40' High Cube Container

Dimensions*	Length	Width	Height
External	12192 mm	2438 mm	2896 mm
Internal	11963 mm	2362 mm	2692 mm
Door Openings		2286 mm	2591 mm
Weights*			Capacity*
Max. Gross	Tare	Max. Payload	
30480 kg	4150 kg	26330 kg	
			76.4 cub.m

* Container can slightly differ in dimensions, weights and capacity from mentioned above owing to its manufacturer.



Pallet Wide Container

Size	Weights*			Capacity*	Dimensions*	Length	Width	Height
	Max. Gross	Tare	Max. Payload					
20' Pallet Wide Ctnr	30480 kg	2550 kg	27930 kg	39 cub.m	Internal	5903 mm	2434 mm	2686 mm
					Door Openings			
40' Pallet Wide Ctnr	34000 kg	4200 kg	29800 kg	78.6 cub.m	Internal	12050 mm	2422 mm	2692 mm
					Door Openings			
40' High Cube Pallet Wide Ctnr	38270 kg	4270 kg	34000 kg	79.2 cub.m	Internal	12100 mm	2442 mm	2680 mm
					Door Openings			

* Container can slightly differ in dimensions, weights and capacity from mentioned above owing to its manufacturer.

HARD TOP CONTAINERS



Hard Top Container

Size	Weights*			Capacity*	Dimensions*	Length	Width	Height
	Max. Gross	Tare	Max. Payload					
20' Hard Top Ctnr	67200 kg	2590 kg	27890 kg	32.8 cub.m	External	6096 mm	2362 mm	2590 mm
					Internal	5886 mm	2342 mm	2388 mm
					Door Openings		2336 mm	2276 mm
					Roof Openings	5590 mm	2208 mm	
40' Hard Top Ctnr	30480 kg	4700 kg	25780 kg	67.2 cub.m	External	12192 mm	2438 mm	2591 mm
					Internal	12020 mm	2342 mm	2388 mm
					Door Openings		2336 mm	2292 mm
					Roof Openings	11724 mm	2208 mm	
40' High Cube Hard Top Ctnr	30480 kg	4900 kg	25580 kg	75.8 cub.m	External	12192 mm	2438 mm	2896 mm
					Internal	12020 mm	2342 mm	2693 mm
					Door Openings		2336 mm	2597 mm
					Roof Openings	11724 mm	2208 mm	

* Container can slightly differ in dimensions, weights and capacity from mentioned above owing to its manufacturer.

OPEN TOP CONTAINERS



Open Top Container

Size	Weights*			Capacity*	Dimensions*	Length	Width	Height
	Max. Gross	Tare	Max. Payload					
20' Open Top Ctnr	30480 kg	2350 kg	28130 kg	32.5 cub.m	External	6096 mm	2362 mm	2590 mm
					Internal	5888 mm	2345 mm	2365 mm
					Door Openings		2335 mm	2280 mm
					Roof Openings	5415 mm	2205 mm	
40' Open Top Ctnr	30480 kg	3850 kg	26630 kg	66.4 cub.m	External	12192 mm	2438 mm	2591 mm
					Internal	12029 mm	2342 mm	2376 mm
					Door Openings		2336 mm	2230 mm
					Roof Openings	11544 mm	2230 mm	

* Container can slightly differ in dimensions, weights and capacity from mentioned above owing to its manufacturer.

FLAT RACK CONTAINERS



20' Flat Rack Container



40' Flat Rack Container

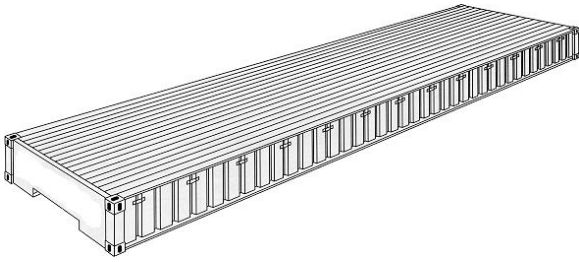


40' High Cube Flat Rack Container

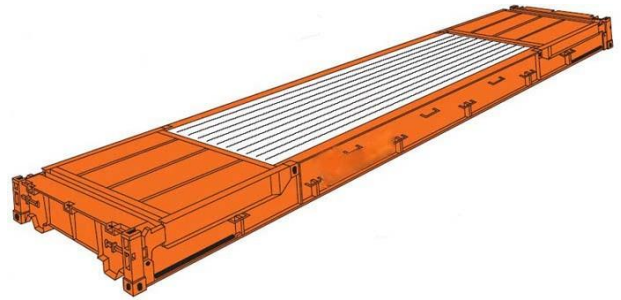
Size	Weights*			Internal Dimensions*		
	Max. Gross	Tare	Max. Payload	Length	Width	Height
20' Flat Rack Container	34000 kg	2740 kg	31260 kg	6038 mm	2438 mm	2213 mm
40' Flat Rack Container	30480 kg	4200 kg	26280 kg	12086 mm	2224 mm	1981 mm
40' High Cube Flat Rack Container	45000 kg	5700 kg	39300 kg	12060 mm	2365 mm	2245 mm

* Container can slightly differ in dimensions, weights and capacity from mentioned above owing to its manufacturer.

PLATFORMS (PLATS)



Platform



Platform, Converted From a Flat Rack Container

Size	Weights*			Dimensions*		
	Max. Gross	Tare	Max. Payload	Length	Width	Floor Height
20' Platform	30480 kg	2520 kg	27960 kg	6058 mm	2438 mm	370 mm
40' Platform	45000 kg	5700 kg	39300 kg	12192 mm	2245 mm	648 mm

* Container can slightly differ in dimensions, weights and capacity from mentioned above owing to its manufacturer.

VENTILATED CONTAINERS



20' Ventiladed Container

Dimensions*	Length	Width	Height
External	6068 mm	2438 mm	2591 mm
Internal	5888 mm	2325 mm	2392 mm
Door Openings		2334 mm	2290 mm
Weights*			Capacity*
Max. Gross	Tare	Max. Payload	
30480 kg	2400 kg	28080 kg	33.0 cub.m

* Container can slightly differ in dimensions, weights and capacity from mentioned above owing to its manufacturer.

REFRIGIRATED AND INSULATED CONTAINERS

1. Integral Units (Integral Reefer Containers, Integrated Units)



20' Reefer Container

Dimensions*	Length	Width	Height
External	6096 mm	2370 mm	2591 mm
Internal	5455 mm	2260 mm	2275 mm
Door Openings		2237 mm	2260 mm
Weights*			Capacity*
Max. Gross	Tare	Max. Payload	
27000 kg	3050 kg	23950 kg	28.0 cub.m



40' Reefer Container

Dimensions*	Length	Width	Height
External	12192 mm	2438 mm	2591 mm
Internal	11555 mm	2286 mm	2280 mm
Door Openings		2285 mm	2245 mm
Weights*			Capacity*
Max. Gross	Tare	Max. Payload	
30480 kg	4370 kg	26110 kg	60.2 cub.m

* Container can slightly differ in dimensions, weights and capacity from mentioned above owing to its manufacturer.

REFRIGIRATED AND INSULATED CONTAINERS

1. Integral Units (Integral Reefer Containers, Integrated Units)



40' High Cube Reefer Container

Dimensions*	Length	Width	Height
External	12192 mm	2438 mm	2895 mm
Internal	11560 mm	2286 mm	2500 mm
Door Openings		2286 mm	2478 mm
Weights*			Capacity*
Max. Gross	Tare	Max. Payload	
30480 kg	4200 kg	26280 kg	
			60.2 cub.m

2. Insulated Containers (Porthole Containers)



20' Insulated Container

Dimensions*	Length	Width	Height
External	6096 mm	2362 mm	2590 mm
Internal	5724 mm	2286 mm	2014 mm
Door Openings		2286 mm	2067 mm
Weights*			Capacity*
Max. Gross	Tare	Max. Payload	
24000 kg	2550 kg	21450 mm	
			26.4 cub. m




40' Insulated Container

Dimensions*	Length	Width	Height
External	12192 mm	2438 mm	2591 mm
Internal	11840 mm	2286 mm	2120 mm
Door Openings		2286 mm	2195 mm
Weights*			Capacity*
Max. Gross	Tare	Max. Payload	
30480 kg	3850 kg	26630 kg	
			60.6 cub. m

* Container can slightly differ in dimensions, weights and capacity from mentioned above owing to its manufacturer.

BULK CONTAINERS

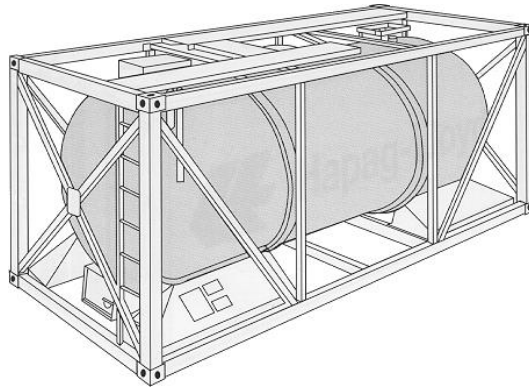


20' Bulk Container

Dimensions*	Length	Width	Height
External	6096 mm	2362 mm	2590 mm
Internal	5934 mm	2358 mm	2340 mm
Door Openings		2335 mm	2292 mm
Weights*			Capacity*
Max. Gross	Tare	Max. Payload	
24000 kg	2450 kg	21550 kg	
			32.9 cub.m

* Container can slightly differ in dimensions, weights and capacity from mentioned above owing to its manufacturer.

TANK CONTAINERS



20' Tank Container

External Dimensions To ISO*		
Length	Width	Height
6058 mm	2438 mm	2438 mm
Weights*		
Max. Gross	Tare	Max. Payload
30480 kg	4190 kg	26290 kg

* Container can slightly differ in dimensions, weights and capacity from mentioned above owing to its manufacturer.